



**POPULAS**  
furniture by AD·AS

## ACCELLA SERIES

### Hand-crank, height adjustable table

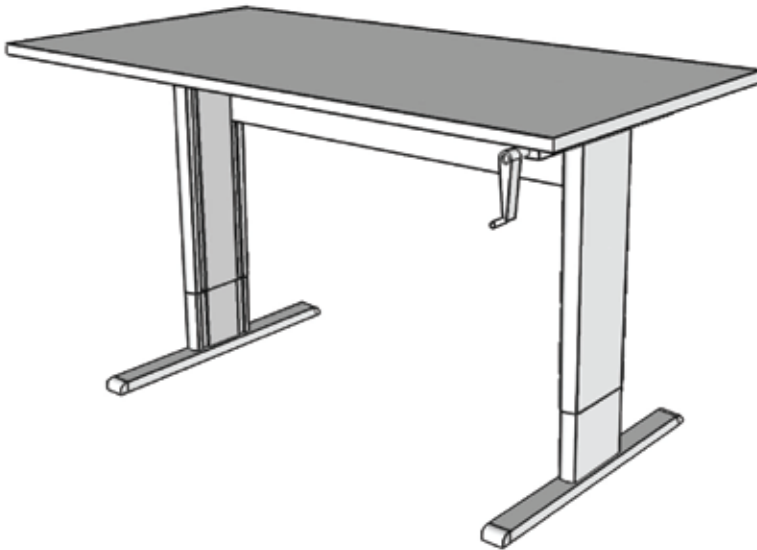
Sit-to-stand tables, and desks offer our smoothest hand-crank adjustment with the highest weight lifting capacity.

**FEATURES:**

- Single surface height adjustment for individual positioning or multi-user environment
- Smooth hand-crank adjustment throughout the specified range
- Discreet fold-away crank can be mounted on either side of table
- Durable laminate top or real wood veneer

**TECHNICAL DATA:**

- See chart for standard dimensions
- Custom workstation top sizes and finishes available
- Vertical adjustment range 27"- 39"
- Hydraulic hand-crank , actuated 5 turns per inch
- Extruded aluminum telescoping legs
- Base finish Graphite Silver
- Load capacity 500 lbs



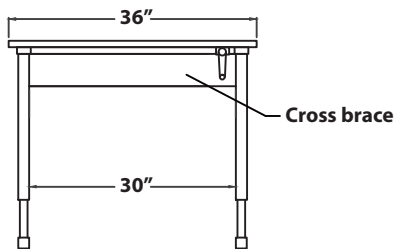
MODEL	DIMENSION	ADJUSTMENT RANGE	START/END HEIGHT	LEG SPAN
AC 3624	36" X 24"	12"	27", 39"	30"
AC 3630	36" X 30"	12"	27", 39"	30"
AC 4824	48" X 24"	12"	27", 39"	32"
AC 4830	48" X 30"	12"	27", 39"	32"
AC 4836	48" X 36"	12"	27", 39"	32"
AC 6024	60" X 24"	12"	27", 39"	44"
AC 6030	60" X 30"	12"	27", 39"	44"
AC 7224	72" X 24"	12"	27", 39"	52"
AC 7230	72" X 30"	12"	27", 39"	52"



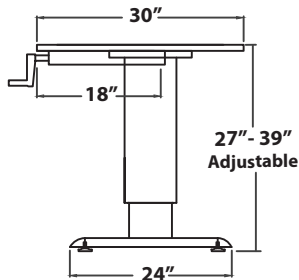
**POPULAS**  
furniture by AD·AS

**ACCELLA SERIES**  
Dimension page

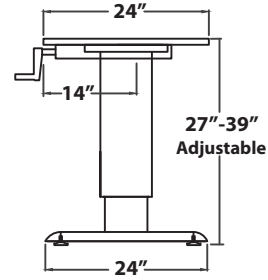
AC 3630 and AC 3624



Front View

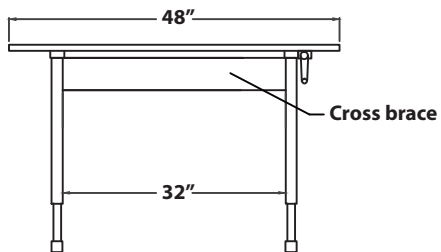


Side View

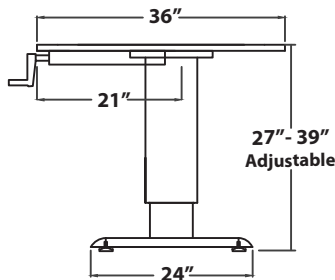


Side View

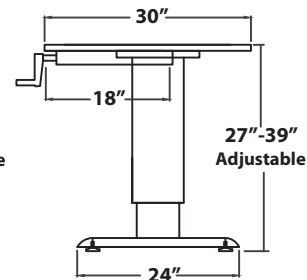
AC 4836, AC 4830, and AC 4824



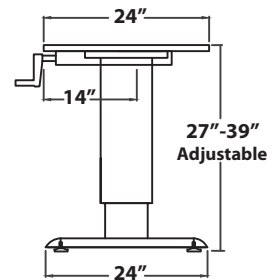
Front View



Side View

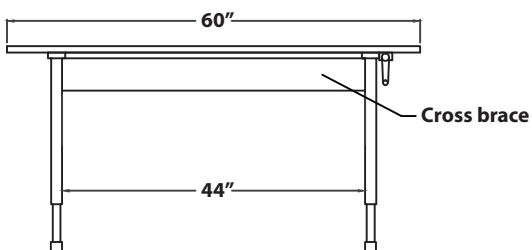


Side View

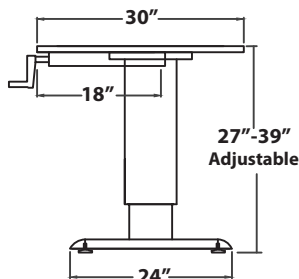


Side View

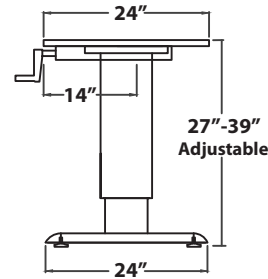
AC 6030 and AC 6024



Front View

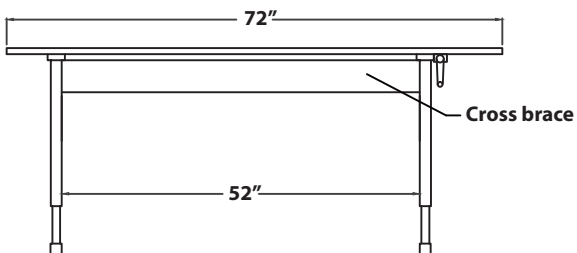


Side View

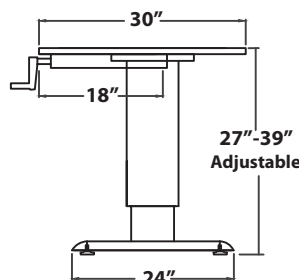


Side View

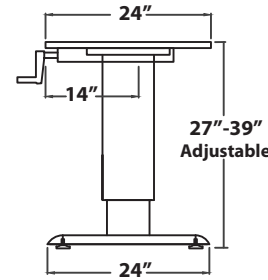
AC 7230 and AC 7224



Front View



Side View



Side View