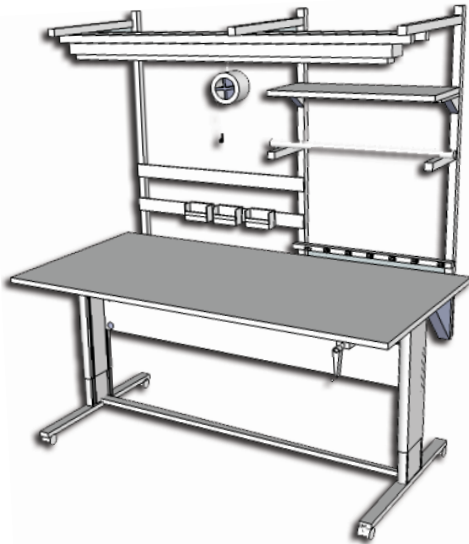




POPULAS
furniture by AD·AS

**ACCELLA
ERGONOMIC WORKBENCH**
Hand-crank, height adjustable - 2 leg



*Picture and dimension drawing shown with accessory options.

FEATURES:

- Smooth hydraulic hand-crank height adjustment
- Available with durable laminate top or ESD protective work surface
- Use 58" uprights to attach any of the optional workbench accessories
- Infinite adjustment throughout the specified range

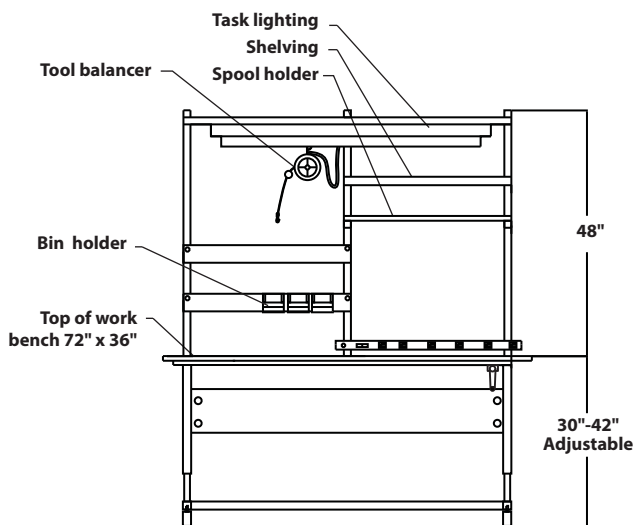
TECHNICAL DATA:

- Standard table dimensions: 60" X 30"; 60" X 36" 72" x 30"; 72" X 36"
- Adjustment range 30" - 42"
- Workbench supports up to 400 lbs.
- Extruded aluminum telescoping legs
- Heavy gauge steel powdercoat frame, Graphite Silver, Black or Almond finish

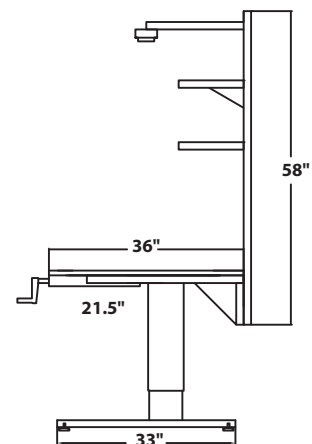
OPTIONAL ACCESSORIES:

- Rack uprights
- Electrical power strip
- Light Bar with light
- Bin rail
- Tool bar with trolley
- Supply shelf
- Extra trolley
- File drawer
- Tool balancers
- Total locking casters

MODEL	DIMENSION	ADJUSTMENT RANGE	START/END HEIGHT	LEG SPAN
AC IWB2L-6030	60" x 30"	12"	30", 42"	52"
AC IWB2L-6036	60" x 36"	12"	30", 42"	52"
AC IWB2L-7230	72" x 30"	12"	30", 42"	52"
AC IWB2L-7236	72" x 36"	12"	30", 42"	52"



Front View



Side View

